

Our collection

Perforations and Ornamentations

The Catalogue






The Catalogue

The following constitutes an overview of Bruag perforation collection. You can either select one of our designs or create your own perforation pattern. We use DXF/DWG drawings as the basis for our work.


Important for you to know that customised designs are usually not more expensive than choosing perforations of this list. Your design is just being categorized into 1 - 5 according to the complexity for laser cutting.

The patterns are precisely adapted to the panel sizes you require. Should you so wish, you can also choose to have a frame surrounding the panel which is devoid of perforations, as it is also possible to have the pattern running through several panels uninterrupted.

The panels do not have to be rectangular but can be cut according to whatever shape you require.



10100
Category 5



10200
Category 3




10210
Category 5



10300-1
Category 4

All available drawings are drawn to a size of approx. 1.02m x 2.04m.
This is to be considered as an example to illustrate the proportions of the sections.
However, the perforations are always adjusted exactly to the size you need.



10300-2
Category 4



10300-5
Category 4



10300-7
Category 4




10300-10
Category 4

All available drawings are drawn to a size of approx. 1.02m x 2.04m.
This is to be considered as an example to illustrate the proportions of the sections.
However, the perforations are always adjusted exactly to the size you need.



10300-11
Category 4



10320
Category 1



10321
Category 2



10330
Category 4


All available drawings are drawn to a size of approx. 1.02m x 2.04m.
This is to be considered as an example to illustrate the proportions of the sections.
However, the perforations are always adjusted exactly to the size you need.



10400
Category 3



10410
Category 2




10500
Category 5




10600
Category 5


All available drawings are drawn to a size of approx. 1.02m x 2.04m.
This is to be considered as an example to illustrate the proportions of the sections.
However, the perforations are always adjusted exactly to the size you need.




20000
Category 3



20001
Category 3

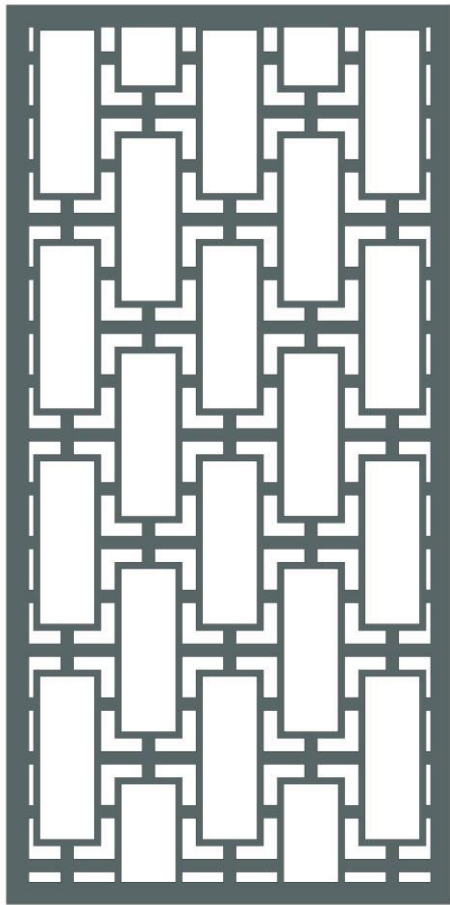


20002
Category 5




20003
Category 4


All available drawings are drawn to a size of approx. 1.02m x 2.04m.
This is to be considered as an example to illustrate the proportions of the sections.
However, the perforations are always adjusted exactly to the size you need.




20004
Category 4



20005
Category 3




20020
Category 1




20021
Category 1


All available drawings are drawn to a size of approx. 1.02m x 2.04m.
This is to be considered as an example to illustrate the proportions of the sections.
However, the perforations are always adjusted exactly to the size you need.




20022
Category 1



20030
Category 4




20035
Category 1




20040
Category 2


All available drawings are drawn to a size of approx. 1.02m x 2.04m.
This is to be considered as an example to illustrate the proportions of the sections.
However, the perforations are always adjusted exactly to the size you need.




20041
Category 2



20050
Category 4




20054
Category 3




20055
Category 2

All available drawings are drawn to a size of approx. 1.02m x 2.04m.
This is to be considered as an example to illustrate the proportions of the sections.
However, the perforations are always adjusted exactly to the size you need.




20060
Category 4




20070
Category 4


All available drawings are drawn to a size of approx. 1.02m x 2.04m.
This is to be considered as an example to illustrate the proportions of the sections.
However, the perforations are always adjusted exactly to the size you need.




30000
Category 3



30200
Category 5




30201
Category 3




30203
Category 5


All available drawings are drawn to a size of approx. 1.02m x 2.04m.
This is to be considered as an example to illustrate the proportions of the sections.
However, the perforations are always adjusted exactly to the size you need.



40000
Category 3



40100
Category 2




40200
Category 4




40300
Category 3


All available drawings are drawn to a size of approx. 1.02m x 2.04m.
This is to be considered as an example to illustrate the proportions of the sections.
However, the perforations are always adjusted exactly to the size you need.




50050
Category 5



50100
Category 4




50102
Category 3




50110
Category 4


All available drawings are drawn to a size of approx. 1.02m x 2.04m.
This is to be considered as an example to illustrate the proportions of the sections.
However, the perforations are always adjusted exactly to the size you need.




50112
Category 3



50115
Category 3




50116
Category 3




50120
Category 4


All available drawings are drawn to a size of approx. 1.02m x 2.04m.
This is to be considered as an example to illustrate the proportions of the sections.
However, the perforations are always adjusted exactly to the size you need.




50121
Category 4



50122
Category 5




50200
Category 5




50201
Category 4


All available drawings are drawn to a size of approx. 1.02m x 2.04m.
This is to be considered as an example to illustrate the proportions of the sections.
However, the perforations are always adjusted exactly to the size you need.




50300
Category 4



50310
Category 4




50315
Category 4




50320
Category 4


All available drawings are drawn to a size of approx. 1.02m x 2.04m.
This is to be considered as an example to illustrate the proportions of the sections.
However, the perforations are always adjusted exactly to the size you need.




50325
Category 5



50330
Category 3




50331
Category 3




50332
Category 5


All available drawings are drawn to a size of approx. 1.02m x 2.04m.
This is to be considered as an example to illustrate the proportions of the sections.
However, the perforations are always adjusted exactly to the size you need.




50335
Category 4



50341
Category 4




50350
Category 5




50360
Category 4


All available drawings are drawn to a size of approx. 1.02m x 2.04m.
This is to be considered as an example to illustrate the proportions of the sections.
However, the perforations are always adjusted exactly to the size you need.




50370
Category 4



50371
Category 4




50372
Category 4




50373
Category 4


All available drawings are drawn to a size of approx. 1.02m x 2.04m.
This is to be considered as an example to illustrate the proportions of the sections.
However, the perforations are always adjusted exactly to the size you need.




50374
Category 4



50380
Category 3




50402
Category 4




50403
Category 3


All available drawings are drawn to a size of approx. 1.02m x 2.04m.
This is to be considered as an example to illustrate the proportions of the sections.
However, the perforations are always adjusted exactly to the size you need.




50412
Category 3



50413
Category 2




50501
Category 4



50503
Category 3


All available drawings are drawn to a size of approx. 1.02m x 2.04m.
This is to be considered as an example to illustrate the proportions of the sections.
However, the perforations are always adjusted exactly to the size you need.




50523
Category 2



50600
Category 1




50651
Category 5




50653
Category 3


All available drawings are drawn to a size of approx. 1.02m x 2.04m.
This is to be considered as an example to illustrate the proportions of the sections.
However, the perforations are always adjusted exactly to the size you need.




50654
Category 2



50700
Category 3




50701
Category 4




50702
Category 5


All available drawings are drawn to a size of approx. 1.02m x 2.04m.
This is to be considered as an example to illustrate the proportions of the sections.
However, the perforations are always adjusted exactly to the size you need.




50750
Category 5



50751
Category 4




50803
Category 3




50810
Category 4

All available drawings are drawn to a size of approx. 1.02m x 2.04m.
This is to be considered as an example to illustrate the proportions of the sections.
However, the perforations are always adjusted exactly to the size you need.




50815
Category 5




50910
Category 5


All available drawings are drawn to a size of approx. 1.02m x 2.04m.
This is to be considered as an example to illustrate the proportions of the sections.
However, the perforations are always adjusted exactly to the size you need.




60101
Category 3



60111
Category 4




60114
Category 4



60141
Category 2


All available drawings are drawn to a size of approx. 1.02m x 2.04m.
This is to be considered as an example to illustrate the proportions of the sections.
However, the perforations are always adjusted exactly to the size you need.




60144
Category 3



60500
Category 1




60511
Category 1




60514
Category 1


All available drawings are drawn to a size of approx. 1.02m x 2.04m.
This is to be considered as an example to illustrate the proportions of the sections.
However, the perforations are always adjusted exactly to the size you need.



60602
Category 2



60611
Category 3



60614
Category 2

All available drawings are drawn to a size of approx. 1.02m x 2.04m.
This is to be considered as an example to illustrate the proportions of the sections.
However, the perforations are always adjusted exactly to the size you need.

1. BRUAG AG, Schriften
2. BRUAG AG, Schriften
3. BRUAG AG, Schriften
4. BRUAG AG, Schriften
5. BRUAG AG, SCHRIFTEN
6. BRUAG AG, Schriften
7. BRUAG AG, Schriften
8. BRUAG AG, Schriften
9. BRUAG AG, SCHRIFTEN
10. BRUAG AG, SCHRIFTEN
11. BRUAG AG, SCHRIFTEN
12. BRUAG AG, SCHRIFTEN

70000

Category on demand

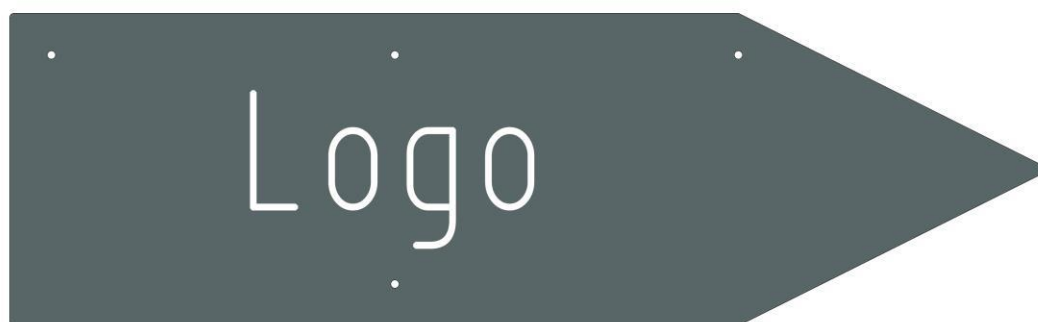
The perforations are always adjusted exactly to the size you need.



80000

Category 2

Dimension on request



80010

Category 1

Dimension on request



Bruag AG
Bahnhofstrasse 8
8594 Güttingen
Switzerland

Phone: +41 71 414 00 90
Fax: +41 71 414 00 91

info@bruag.ch
www.bruag.ch